

Assets Add/Edit Materials



Materials:

NOTE: “UNIT” Is being used here as the amount of the material it is sold in NOT the Units of the Property.

Name*:

Type*:

+ Editable list by Owner

Brand:

+ Editable list by Owner

Color/Pattern:

Finish:

+ Editable list by Owner

Identifier:

+ Editable list by Owner

Vendor:

List generated from Vendors (separate module)

Material Website:

Unit Sold by:

Editable list by Super Admin

Coverage Per Unit:

Coverage Area Measurement:

Editable list by Super Admin. ft², km², m²

Last Purchased:

Units Purchased:

Price Per Unit:

Coverage Purchased:

AUTOGENERATED

[(UNITS_PURCHASED) x {COVERAGE_PER_UNIT}]{COVERAGE_AREA_MEASUREMENT}

Material On Hand:

{Unit}

Coverage On Hand:

AUTOGENERATED




[(MATERIAL_ON_HAND) x {COVERAGE_PER_UNIT}]{COVERAGE_AREA_MEASUREMENT}

Storage Location:

+ This would be Property Locations

Material Pictures:

Upload Pictures



Material Files:

Upload Files



Flooring Care



Material Notes:

HTML EDITOR

SAVE

Property/Unit Materials Tab



Property Materials

Would say "Unit Materials" in the UNIT Module

NOTE: The Same form would be used in both the "Properties" and the "Unit" tabs, differences in them are marked below.

Type*:

Name*:

Location*:

Last Installed:

Drop Down of the "Types" of Materials in the system.

Drop Down of Materials of the "Type" listed above in Assets, with ability to "Add New" "Type" above needs to be selected first before this list can be populated.

"Property Locations" for Property Module, "Unit Locations" for Unit Module. They can add the same material more than once to add a new location with a new install date/etc.

In the table overview, it would show the Years/Months/Days since last install

Would like an "Installed by" drop down of Vendors here (lost my original file to edit)

Install Pictures:

Upload Pictures

Install Files:

Upload Files

Flooring Care

Install Notes:

HTML EDITOR

Add Material

<div><div></div><div></div></div> Name:	<div><div></div><div></div></div> Type:	<div><div></div><div></div></div> Location:	<div><div></div><div></div></div> Brand:	<div><div></div><div></div></div> Color/ Pattern:	<div><div></div><div></div></div> Identifier:	<div><div></div><div></div></div> Vendor:	<div><div></div><div></div></div> Last Installed:	Options:
Wall Paint	Paint	Master Bedroom	Dunn-Edwards	Lily Grey		Dunn-Edwards	12/10/2021 1 year, 1 month, 6 days	<div><div></div><div></div><div></div></div>
LVT Floor	Flooring	Kitchen	Tarkett	Gray Pearl	Aloft	Mike Morris Flooring	8/05/2020 2 years, 5 months, 11 days	<div><div></div><div></div><div></div></div>
LVT Floor	Flooring	Hallway	Tarkett	Gray Pearl	Aloft	Mike Morris Flooring	8/02/2019 3 years, 5 months, 14 days	<div><div></div><div></div><div></div></div>

Overview table would pull info from the Material entry itself as well as the Material Tab Form. Locations would only show the singular location that material is used in either the "Property" or the "Unit" (depending what module they are in). A Material can be added more than once in order to add a new location/install date for that location. When "View" is clicked, it would show the notes/pics/files from the install entry, but there should be a button to "Go to Material" to pull up the actual material entry and see those notes/etc. **NOT SHOWN: "FINISH" Column before "Identifier". I would also like "Go to" to be an option under the "Options" that would take them to the Material entry. I would like the Table to have the "Bulk Options" option as well with the Options to: EXPORT TO CSV, EXPORT TO PDF, and PRINT.**