





- This is what appears when the OWNER clicks the “UNITS” link in the menu.
Here they can see all the Units for their Active Property (from the Property Switcher—if “All Properties” are selected, then it will show them all the units in the system and a column for “Property” would appear after the system id. They should be able to Show “All”, 10, 25, 50, 100 entries in the table before pagination and filter "All", Active" or "Inactive" with the default set to "Active" (Owner should be able to change this default). They should be able to sort A-Z or Z-A by the different fields and their choice should stay persistent with their account. Open Issue Tickets would also be hyperlinked. There should be an icon to "View Unit" (it will pull up the detailed profile with an option to "Delete" the Unit) as well as "Edit Unit" (which will automatically take them to the editable profile), as well as a "Duplicate Unit" which will make a duplicate copy of the Unit/details to make it easier to add multiple similar units (should be named UNIT_NAME (copy 1), the owner would then edit the copied unit and change any details. When they click the “DUPLICATE” button, a pop-up will ask how many copies they want to (default is 1, but they can enter their own number). That way, if they need 100 of the same units, they can just input “99” and have a total of 100 units and they just need to rename them. There will also be a link to open up the “Inspection Reports” for the Unit. The Message icon would allow them to message everyone in the Unit (tenant & Co-Tenants) via the Message Module. I would like them to have the ability to Show/Hide Columns from the Unit Settings (system wheel) and have the “System ID” hidden on default..
- A list of how many "Active Units" they have/used available should also be displayed with a button to upgrade. EXAMPLE: 2 of 5 Active Units Available UPGRADE
- There should also be an "Add a Unit" button from this Unit Overview.
- "Add a Unit" Button: This is where they add Units to the system. If an active unit is not available on their account, a pop-up should open that states "You currently have no Active Units Available. Please Change a current "Active" Unit to "Inactive" or Upgrade your account! (with a button to upgrade).

Units



Add Unit

2 of 5 Active Units

UPGRADE

Total Active Monthly Income: \$3,100

Total Open Issue Tickets: 1



Show:

ALL

▼











































Filter:

ALL

▼

Search:

GO

<input type="checkbox"/>	 System ID:	 Unit Name:	 Type:	 Status:	 Issues:	 Tenant Last	 Tenant First	 Monthly Rent	 Lease Start:	 Lease Expiry:	 Balance:	 Last Inspection:	Options:
<input type="checkbox"/>	U-4512678541	Room A	Room	MOVING OUT	0	Robenshire	James	\$1,400	03/16/20	MONTHLY	+\$42.31	08/12/2022	      ACTIVE
<input type="checkbox"/>	U-5621358741	Room B	Room	VACANT				\$800					      INACTIVE
<input type="checkbox"/>	U-8541247895	Room C	Room	VACANT				\$1,200					      ACTIVE
<input type="checkbox"/>	U-9652135486	Room D	Room	TURNING OVER				\$1,600					      ACTIVE
<input type="checkbox"/>	U-5841121124	Room E	Room	RENTED	<u>1</u>	Abel Wood	James Dominic	\$1,700	04/16/2022	04/16/2023	-\$400.00	07/25/2022	      ACTIVE

BULK ACTIONS:

EXPORT to CSV

▼

GO

- If there is a Co-Tenant, then the co-tenant’s name(s) should also be listed. If rented, the “Tenant Monthly Rent” would be used for “Monthly Rent”, if not, then the unit’s listed monthly rent would be used.
- Total Anticipated Monthly Income is all “Monthly Rent” from Rented, Moving Out, Vacant, and Turning Over Units.

Total Units: 5

Total Active Units: 2

Total Monthly Income: \$3,100

Total Anticipated Monthly Income: \$6,700

BULK ACTIONS (these are bulk actions that can be done when more than one Unit is checked)

- **EXPORT to CSV:** This would just export the overview of the selected to a CSV file
- **EXPORT to PDF:** This would just export the overview of the selected to a PDF file
- **MESSAGE:** This would send a BCC Message to all Tenants in all the Units selected.
- **MAKE ACTIVE:** this would allow them to make multiple INACTIVE Units ACTIVE. They must have enough remaining Active Units in their Account’s Plan for all the selected properties.
- **MAKE INACTIVE:** this would allow them to make multiple ACTIVE Units INACTIVE. Units must not have any Active Leases to be made INACTIVE
- **DELETE:** this would delete them from the owners system—if they have active leases then they cannot be deleted. A confirmation warning should come up to show that this cannot be undone.

ICON MAP:

Unit: unit	Download CSV: system-download-csv	
View: system-view	Download PDF: system-download-pdf	
Print: system-print	Inspection Reports: inspection-report	
Duplicate: system-duplicate	Settings: system-settings-wheel	
Message: system-message	Delete: system-trashcan	Upgrade system-upgrade